

St Paulinus Catholic Primary School



"Inspiring all to live, learn and love in the light of Jesus"

(I am the light of the world; whoever follows me will never walk in darkness but will have the light of life.)

cf John 8:12)

PHONICS

Phase 6



This booklet provides information for parents and carers on the phonics programme children complete in our school. If you have any queries regarding the content of

'An outstanding school, which is deeply committed to the Catholic mission... this school inspires all within this faith community

Tel: (01924) 488282

E-mail: office@stpaulinus.org

Website: www.stpaulinuscps.org.uk

Letters and Sounds / Phonics, Phase 6



Letters and Sounds / Phonics, Phase 6

Your child is currently working at Phase 6 in their phonics.



Purpose

Children entering Phase 6 will have already learnt the most frequently occurring grapheme-phoneme correspondences (GPCs) in the English language. They will be able to read many familiar words automatically. When they come across unfamiliar words they will in many cases be able to decode them quickly and quietly using their well-developed sounding and blending skills. With more complex unfamiliar words they will often be able to decode them by sounding them out.

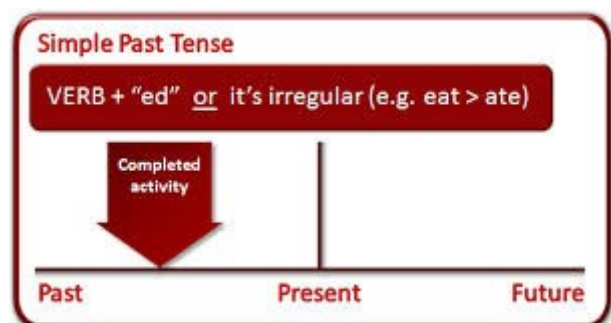
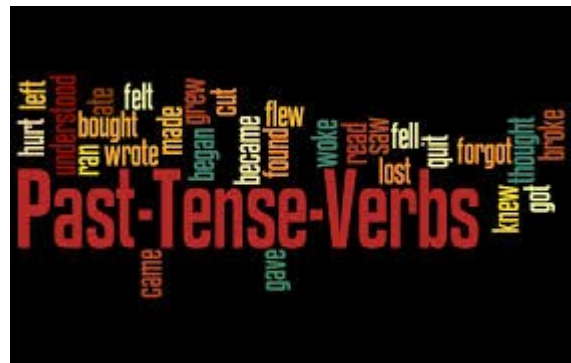
At this stage children should be able to spell words phonemically although not always correctly.

In Phase 6 the main aim is for children to become more fluent readers and more accurate spellers.

Progression

Past tense :

- go - went
- come - came
- say - said
- look - looked
- eat - ate



Letters and Sounds / Phonics, Phase 6

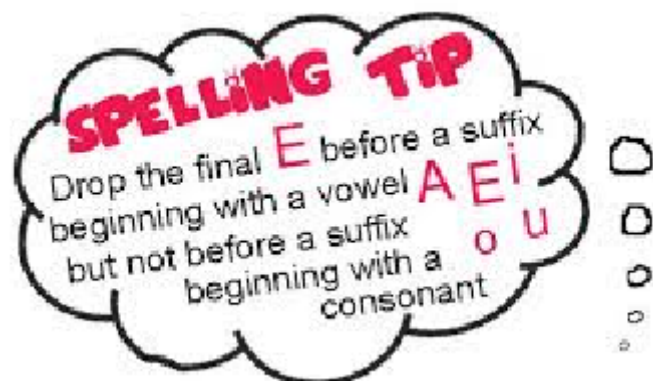
Adding Suffixes

A suffix is a group of letters that you can add to the end of a root word to change the meaning of the word. For example, paint +ing = painting.



- +ing - swimming, running, hopping, aching, pouring
- +ed - hopped, skipped, jumped
- +s - cats, dogs, runs
- +es after 'ss' and 'x' - foxes, boxes, masses, dresses
- +es after 'ch', 'sh', 'tch' - bushes, bunches, wishes, splashes, watches
- +er - runner, reader, writer, bigger, slower
- +est - biggest, longest, slowest, happiest
- +ful - careful, painful, playful, restful
- +ly - sadly, happily, brightly, lately
- +y - funny, smoky, sandy
- +ness - darkness, happiness, sadness
- +ment - payment, advertisement, development

prefix root word suffix
↓ ↓ ↓
uncomfortable



Letters and Sounds / Phonics, Phase 6



200 Common Words

Throughout Phase 6 your child will be expected to read the following 200 common words and where possible spell them :

water	away	good	want	over
how	did	man	going	where
would	or	took	school	think
home	who	didn't	ran	know
bear	can't	again	cat	long
things	new	after	wanted	eat
everyone	our	two	has	yes
play	take	thought	dog	well
find	more	I'll	round	tree
magic	shouted	us	other	food
fox	through	way	been	stop
must	red	door	right	sea
these	began	boy	animals	never
next	first	work	lots	need
that's	baby	fish	gave	mouse
something	bed	may	still	found
live	say	soon	night	narrator
small	car	couldn't	three	head
king	town	I've	around	every
garden	fast	only	many	laughed



Letters and Sounds / Phonics, Phase 6

Continued ...

let's	much	suddenly	told	another
great	why	cried	keep	room
last	jumped	because	even	am
before	gran	clothes	tell	key
fun	place	mother	sat	boat
window	sleep	feet	morning	queen
each	book	its	green	different
let	girl	which	inside	run
any	under	hat	snow	air
trees	bad	tea	top	eyes
fell	friends	box	dark	grandad
there's	looking	end	than	best
better	hot	sun	across	gone
hard	floppy	really	wind	wish
eggs	once	please	thing	stopped
ever	miss	most	cold	park
lived	birds	duck	horse	rabbit
white	coming	he's	river	liked
giant	looks	use	along	plants
dragon	pulled	We're	fly	grow



Letters and Sounds / Phonics, Phase 6



Letters and Sounds / Phonics, Phase 6

Useful Websites :

Here are a few interactive websites to support your child's phonic knowledge.

- <http://www.letters-and-sounds.com/phase-6-games.html>
- <http://www.phonicsplay.co.uk/Phase6Menu.htm>
- http://www.iboard.co.uk/activities/path/phonics_phase-6-letters-and-sounds

