



St. Paulinus Catholic Primary School

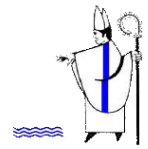
Inspiring all to live, learn and love in the light of Jesus.
(cf John 8:12)



Classroom

The Parents' Guide

You can access Google Classroom from **any device** that is connected to the internet,
by downloading google apps for free.




What is Google Classroom?

Google Classroom is your child's digital link to learning. Teachers will use Google Classroom to share assignments, homework, newsletters, updates with students and parents.

Your child will be provided with a secure login (username and password) that is unique to them.

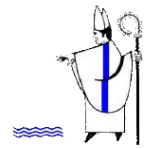
Step 1: Click on Google Chrome browser icon and search for 'Google' in the address bar.



Step 2: Click sign in in the upper right hand corner of the browser window.



St. Paulinus Catholic Primary School



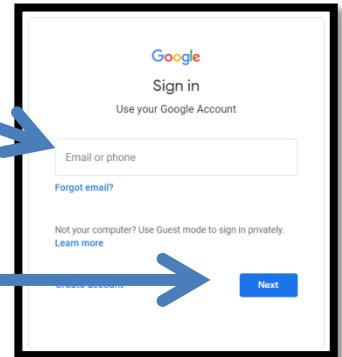
Inspiring all to live, learn and love in the light of Jesus.

(cf John 8:12)

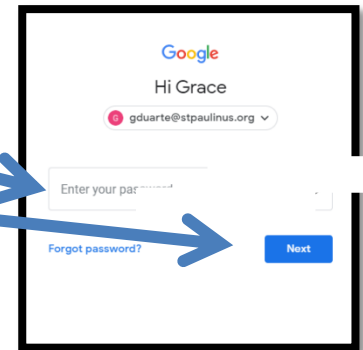
Step 3: Type your child's Google Email address

(firstname.surname@stpaulinus.org)

then click 'Next'.



Step 4: Type your child's Google password, then click 'Next'.

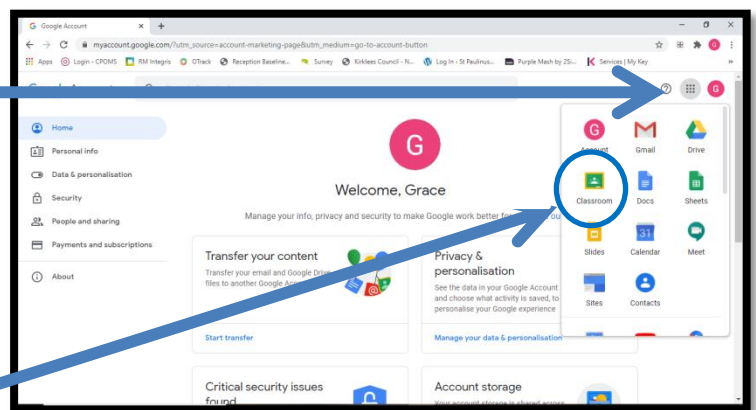


You will now see that your child is signed in to their google account for Education.



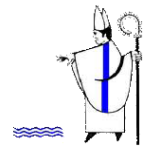
Step 5: Click on the 9 squares (the waffle) icon in the top right hand corner to see all the Google Suite apps.

Click on Google Classroom





St. Paulinus Catholic Primary School

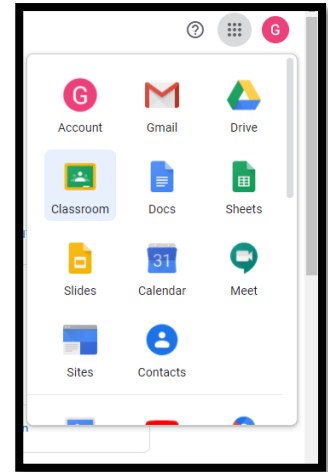


Inspiring all to live, learn and love in the light of Jesus.

(cf John 8:12)

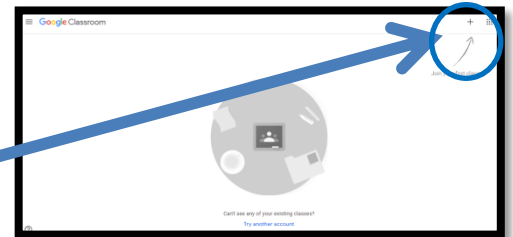
Navigating around the classroom

Step 1: Click on the waffle and then the Google Classroom

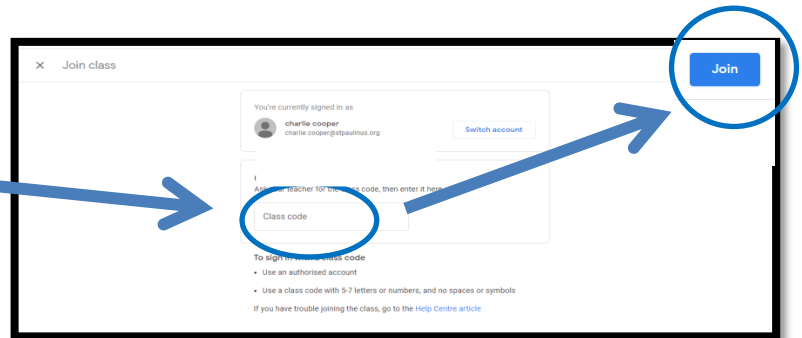


Step 2: The first time you log in, you will need to enter the class code.

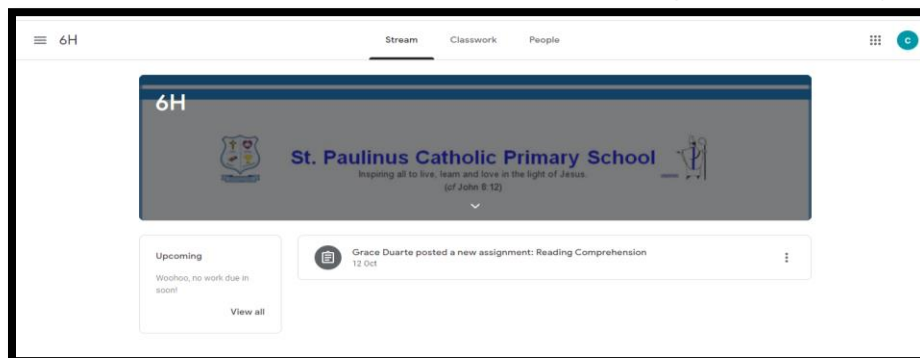
Click join a class



Step 3: Enter your class code and then click join



You will now have the class page displayed...





St. Paulinus Catholic Primary School

Inspiring all to live, learn and love in the light of Jesus.

(cf John 8:12)



The screenshot shows a class page for '6H'. At the top left is a menu icon (1) and the class name '6H' (2). Below the class name are three tabs: 'Stream' (3), 'Classwork' (4), and 'People' (5). At the top right is a waffle button (6) and a profile icon (7). The main content area features a header with the school logo and name, and a '6H' label. Below the header is a section for 'Upcoming' assignments (8) with the text 'Woohoo, no work due in soon!' and a 'View all' link. To the right is a post (9) from 'Duarte' dated '12 Oct' with the text 'Duarte posted a new assignment: Reading Comprehension'.

1 Menu of class

2 Current class

3 Announcement page

4 Assignments

5 Teacher(s) & classmates

6 Waffle button (app directory)

7 Your account

8 Upcoming assignments

9 Updates from your teacher

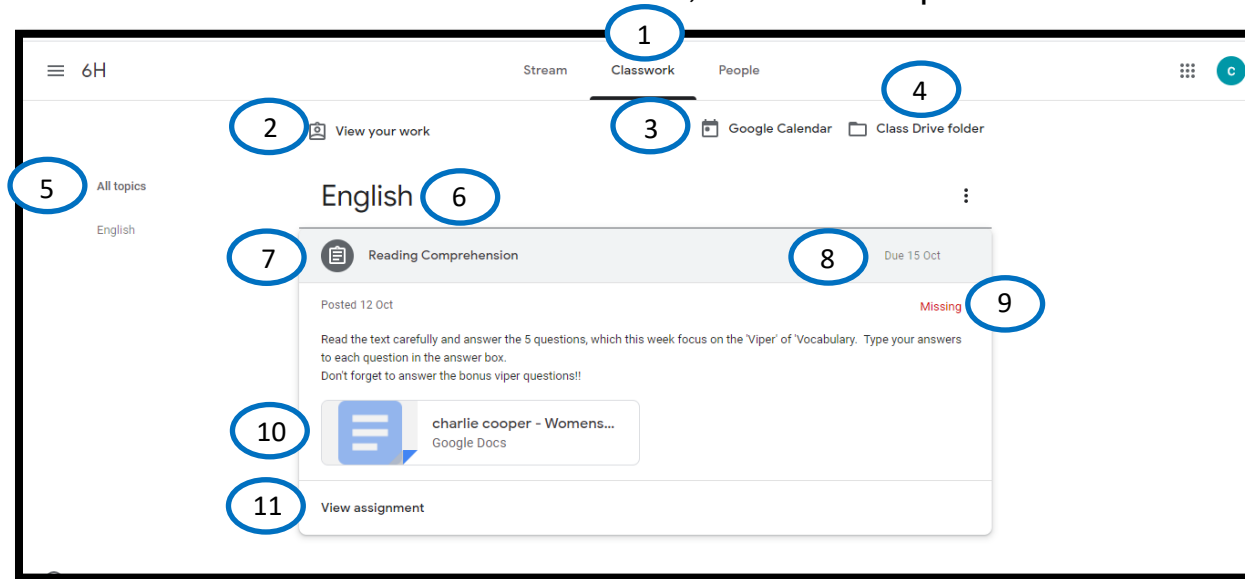


St. Paulinus Catholic Primary School

Inspiring all to live, learn and love in the light of Jesus.
(cf John 8:12)



Work set by teachers in Google Classroom is called 'assignments'.
The folders these are in, are called 'topics'



- | | | |
|-------------------|-----------------------|-----------------------------|
| 1 Classwork tab | 5 Topics Available | 9 Assignment status |
| 2 See your grades | 6 Topic Headings | 10 Attached files/links |
| 3 See due dates | 7 Assignment titles | 11 Click to view assignment |
| 4 View your files | 8 Assignment Due Date | |

You can access Google Classroom from **any device** that is connected to the internet, by downloading google apps for free.

**If you have any questions, please contact the school office of email Miss Duarte –
remoteteaching@stpaulinus.org**